


SINGER
107W9,W10,W11

Form 1856w, Revised
(137)
Printed in U. S. A.

LIST OF PARTS



MACHINES Nos. 107w9 to 107w11

THE SINGER MANUFACTURING COMPANY

From the library of: Diamond Needle Corp

INDEX

Accessories	Page
Bobbin Winder.....	32
Feed Dogs	32
Hat Sweat Attachment	34
Knee Lifter.....	35
Machine No. 107w9	33
" " 107w10	5
" " 107w11	14
Numerical List of Parts	23
Presser Feet	37
Throat Plates	34
Treadle	35

INSTRUCTIONS FOR ORDERING

In ordering from this list, use **ONLY** the PART number in the **FIRST** column.

The number stamped on a Sewing Machine Part is the number of the Single Part only, except when the part includes Set Screws, Clamping Screws, Studs and Rollers Spun on, Small Wires riveted, or Parts soldered together, etc., which it is necessary to furnish in combination.

Every combination of parts sent out has its specific number which, although not stamped on Parts (except in above case), must be used when ordering the combination.

Each number always indicates the **SAME PART** in whatever list it appears, or for whatever Machine.

The letters after some of the numbers indicate the style of finish only, as follows:

- A. Hardened, Polished and Plated.
- B. Polished and Plated.
- C. Hardened only.
- D. Polished only.
- E. Soft, not polished.
- F. Hardened and Polished.
- H. Blued.
- J. Nickel Plated only.
- R. Marbled.
- Y. Black Nickel Plated only.

These letters **MUST BE USED** when they appear in the list and **AFTER** the number, as in the list.

In this series


200001 to 201500 and 350001 to 351500 are Screw Numbers.
 201501 to 201800 and 351501 to 351800 are Nut Numbers.
 201801 to 202000 and 351801 to 352000 are Roller Numbers.
 202001 to 350000 are Numbers of Machine Parts.

The figures in the second column refer only to the plate in which the illustration of the part is shown and are **NOT TO BE USED** in ordering.

Two or more numbers over a cut indicate that the difference between such parts is not visible in an illustration.

Parts marked with an asterisk (*) are furnished only when repairs are made at the factory.

LIST OF PARTS COMPLETE FOR



MACHINE No. 107w9

HIGH SPEED ZIGZAG

FOR HAT SWEAT WORK

No.	Plate	Name
*235201	----	Arm with 202135
203087	11337	" Cap
200278H	10755	" Screw
202248	10755	" Washer
203089	11337	" Spool Holder Base
203090	11337	" " " 203089 with 200079H and 204296
200585H	11334	Arm Cap Spool Holder Base Screw
204296	11337	" " " Wire
200079H	11334	" " " " Hinge Screw
203088	----	Arm Cap and Spool Holder complete, Nos. 203087, 203090 and two 200585H
204235	10755	Arm Position Pin (2)
200010E	10755	" Screw (2)
200004E	11334	" " "
202005	10755	" Washer (3)
202249	11333	" Shaft with 200357E and 224392

6 PARTS FOR MACHINE 107w9

No.	Plate	Name
240802	15293	Arm Shaft Bushing (back) with 202244
202244	-----	" " " " Oil Packing (wick)
200339C	10755	Arm Shaft Bushing (back) Set Screw
207080	15293	" " " " (front) with 202244
202244	-----	" " " " " Oil Packing (wick)
200502B	10755	Arm Shaft Bushing (front) Oil Packing, Thumb Screw
200341C	10755	Arm Shaft Bushing (front) Set Screw
210503	15293	" " Connection Belt
202635	11335	" " " " Pulley with 200327C, 200602E and two 202253
200602E	10755	Arm Shaft Connection Belt Pulley Position Screw
200327C	10755	Arm Shaft Connection Belt Pulley Set Screw
202253	11334	Arm Shaft Connection Belt Pulley Spring Flange
224392	-----	Arm Shaft Oil Packing (wick)
200357E	10755	" " " " Stop Screw
244063	11337	Balance Wheel (disc)(belt groove 2-1/8 in.diam.) with 200328C and 200335C
200328C	10755	Balance Wheel Position Screw
200335C	10755	" " Set Screw
*235251	-----	Bed
210844	11335	" Hinge Connection (2)
200606E	11334	" " " Screw (4)
210505	11335	" Plate (back)
200577H	10755	" " " Screw (2)
210616	11335	" Slide (front)
210550	13174	Bobbin
210846	10736	" Case Base
210729	10736	" " Cap with 200592C, 201016F and 210845
210915	10736	Bobbin Case Cap complete, Nos. 200364C, 210729, 210736 and 210914
210913	10736	Bobbin Case Latch
210914	14163	" " " 210913 with 210734 and 210735
210735	11334	Bobbin Case Latch Fulcrum Pin
210734	11334	" " " Lever
210736	11334	" " " Spring
200964C	11334	" " " Stop Screw
210764	11334	" " " Stop
200076D	11334	" " " Screw
210845	11334	" " Tension Spring
201016F	10736	" " " " Regulating Screw
200592C	11334	Bobbin Case Tension Spring Screw

PARTS FOR MACHINE 107w9

No.	Plate	Name
210847	10736	Bobbin Case complete, Nos. 210846 and 210915
210681	11337	Face Plate
202135	10755	" " Position Pin
200462B	10755	" " Thumb Screw
210682	-----	Face Plate complete, Nos. 210681, 210684 and two 200137H
210512	15293	Feed Bar
210513	-----	" " 210512 with 200641C, 201522E and 202623
200641C	10755	Feed Bar Hinge Screw (driving)
201522E	11334	" " " Nut
202276	10760	" " Slide Block
210514	10760	" " " Crank with 200035E
210515	10760	" " " " 210514 with 200253D, 201531E and 202276
200035E	10760	Feed Bar Slide Block Crank Pinch Screw
200253D	10736	" " " Hinge Screw
201531E	10760	" " " " Nut
210524	14166	" Dog
200106E	10755	" " Screw (2)
202297	11335	" Driving Connection with 200054E and 202277
202624	10760	Feed Driving Connection Crank with 200038C
200038C	10760	Feed Driving Connection Crank Pinch Screw
200545C	10760	Feed Driving Connection Hinge Screw
201516E	10755	" " " " Nut
202277	-----	" " " Oil Packing (wick)
200054E	10755	" " " Pinch Screw
210559	13174	" " " Stop Collar with two 200378C
200378C	10760	Feed Driving Connection Stop Collar Set Screw
202300	15293	Feed Driving Eccentric Regulating Brack- et
203098	-----	Feed Driving Eccentric Regulating Brack- et 202300 with 202635, two each 201014C and 201525E
201014C	11334	Feed Driving Eccentric Regulating Brack- et Hinge Screw
201525E	10755	Feed Driving Eccentric Regulating Brack- et Hinge Screw Nut
202301	10755	Feed Driving Eccentric Regulating Brack- et Plunger
202595	10755	Feed Driving Eccentric Regulating Brack- et Plunger Spring
200607C	10755	Feed Driving Eccentric Regulating Brack- et Plunger Spring Stop Screw

No.	Plate	Name	No.	Plate	Name
201014C	11334	Feed Driving Eccentric Regulating Bracket Stop Screw	200383C	10755	Feed Lifting Rock Shaft Stop Collar Set Screw
201525E	10755	Feed Driving Eccentric Regulating Bracket Stop Screw Nut	202310	15295	Feed Regulating Spindle with 202311, 202443 and 202619
200429C	10755	Feed Driving Eccentric Regulating Screw	*202311	-----	Feed Regulating Spindle Head
200383C	10755	" " " " " "	202443	11334	" " " " " Pin
		Check Screw	202619	11338	" " " " " Position Pin
202623	11337	Feed Driving Rock Shaft	200076D	11334	Hat Sweat Attachment Screw
202625	10760	" " " " " Stop Collar with two 200383C (2)	207125	15297	" " " " " Washer
200383C	10755	Feed Driving Rock Shaft Stop Collar Set Screw	226880	-----	" " Band Guide
235202	15293	Feed Lifting Cam with 200378C and 201470C	200126D	14161	" " " " " Screw
200327C	10755	Feed Lifting Cam Set Screw	226881	-----	" " Binding Guide
201470C	15297	" " " " " "	201560D	11334	" " " " " Thumb Nut
235203	15293	" " Connection	226882	-----	" " Folder Body
*210645	-----	" " " " " Crank	200459D	11334	" " " " " Thumb Screw
210589	10760	" " " " " 210645 with 200050C and 200378C	226883	11336	Hat Sweat Folder and Guide complete, adjustable, for strips from 5/8 to 1-1/4 in. wide, Nos. 200126D, 200459D, 201560D and 226880 to 226882
200050C	10760	Feed Lifting Connection Crank Pinch Screw	210532	-----	Hook (sewing)
200378C	10760	Feed Lifting Connection Crank Set Screw	210533	11336	" " 210532 with 200145C, 203101, 210536, 210541 and three 200596F
200545C	10760	" " " " " Hinge Screw (Lower)	210775	-----	Hook and Bobbin Case complete, Nos. 210533 and 210847
201518E	10755	" " " " " " "	210614	11336	Hook Driving Bevel Pinion (steel), 24 teeth, with two 200378C
		" " " " " " "			Hook Driving Bevel Pinion Set Screw
200545C	10760	Feed Lifting Connection Hinge Screw (upper)	200378C	10760	" " " " " Shaft
200386C	15297	Feed Lifting Connection Hinge Screw (upper) Set Screw	210535	11335	" " " " " Belt Pulley with 202324 and two 200378C
204479	15297	Feed Lifting Connection Hinge Screw (upper) Set Screw Packing (brass)	202661	15295	Hook Driving Bevel Pinion Shaft Belt Pulley Set Screw
235204	15293	Feed Lifting Connection Lever with 200386C and 235205	200378C	10760	Hook Driving Bevel Pinion Shaft Belt Pulley Spring Flange
201822	15297	Feed Lifting Connection Lever Roller	202324	11336	Hook Gib
235205	15297	" " " " " Stud	210536	13174	" " " " " Screw
235206	15295	" " " " " Shaft	200596F	13174	" " " " " Oil Wick
235207	-----	" " " " " " 235206 with 201822, 205508 and 235204	203101	-----	" " " " " Position Screw
203244	15297	Feed Lifting Connection Lever Shaft Collar with two 200393C	200915F	11336	" " " " " Shaft (hollow)
200393C	15297	Feed Lifting Connection Lever Shaft Collar Set Screw	210537	11338	" " " " " Bevel Gear (steel), 24 teeth, with two 200382C
205508	11334	Feed Lifting Connection Lever Shaft Position Pin	210615	11336	Hook Shaft Bevel Gear Set Screw
210531	11337	Feed Lifting Rock Shaft (hollow) and Hook Driving Shaft Bearing	200382C	11334	" " " " " Bushing
202625	10760	Feed Lifting Rock Shaft Stop Collar with two 200383C	210539	11335	" " " " " 210539 with 210537 and 350314F
			210621	-----	Hook Shaft Bushing Set Screw
			200335C	10755	" " " " " "
			200363C	10736	" " " " " "
			202355	11336	" " " " " Packing (brass)
			350314F	11338	Hook Shaft Position Screw

PARTS FOR MACHINE 107w9

No.	Plate	Name
210541	13174	Hook Wagon Needle Guard
200145C	13174	" " " Screw
237837	15295	Knee Lifter Connection Lever
210876	-----	" " " 237837 with 202447, 210875 and two 200262H
200262H	11336	Knee Lifter Connection Lever Hinge Screw
202447	15295	" " " " Lifting Rod with 202302
202302	11338	Knee Lifter Connection Lever Lifting Rod Cotter Pin
210875	15295	Knee Lifter Lifting Lever
200262H	11336	" " " Hinge Screw
202976	10761	Needle Bar with 200141F
210543	10761	" " " Connecting Link
202333	10761	" " " Stud with 202254
202254	-----	Needle Bar Connecting Link Stud Oil Packing (wick)
200383C	10755	Needle Bar Connecting Link Stud Set Screw
200374C	10761	Needle Bar Connecting Link Stud Set Screw
210544	10761	Needle Bar Connecting Stud with 202277
210585	-----	" " " 210544 with 210882
202277	-----	Needle Bar Connecting Stud Oil Packing (wick)
210882	10761	Needle Bar Connecting Stud Swivel with 200387C
210725	15295	Needle Bar Crank with 200333C, 200374C, 200387C, 200428C and 202333
203172	10761	Needle Bar Crank Friction Washer
200428C	10761	" " " Position Screw
200335C	10755	" " " Set Screw
210883	-----	Needle Bar Crank complete, Nos. 200339, 202400, 210543, 210585, 210725 and 244059
210546	15295	Needle Bar Frame with 200070C
210542	-----	" " " 210546 with 202976
210547	11336	" " " Guide Stud
200334C	11336	" " " Set Screw
210548	13174	" " " Hinge Stud
200334C	11336	" " " Set Screw
235208	15295	" " " Pitman
235209	15295	" " " Fork
200066D	15297	" " " Screw
207125	15297	" " " Washer
202277	-----	" " " Oil Packing (wick)
205975	15297	" " " Spring
235210	15297	" " " Bracket

PARTS FOR MACHINE 107w9

No.	Plate	Name
200247F	15297	Needle Bar Frame Pitman Spring Bracket Hinge Screw
201528E	15297	Needle Bar Frame Pitman Spring Bracket Hinge Screw Nut
235211	15297	Needle Bar Frame Pitman Spring Collar
201471B	15297	" " " " Regulating Thumb Screw
201673D	15297	Needle Bar Frame Pitman Spring Regulating Thumb Screw Check Nut
235224	15297	Needle Bar Frame Pitman Stud (eccentric)
200070C	11339	" " " " Set Screw
235213	-----	Needle Bar Frame Pitman complete, Nos. 200247F, 201528E, 202277, 207125, 210712, 224353, 235208 to 235210, two each 200066D, 200919C and 201522E
200387C	11339	Needle Bar Set Screw
200141F	10761	" " Set Screw
235214	15297	" " Vibrator Cam
200031F	15297	" " " Screw
235215	11342	" " " Shaft
210551	11342	" " " Bearing and Cover
200566D	11339	" " " " " " " Screw (4)
210559	13174	Needle Vibrator Cam Shaft Collar with two 200378C
200378C	10760	Needle Vibrator Cam Shaft Collar Set Screw
210712	13174	Needle Vibrator Crank with 200378C and 200917C
224353	13174	Needle Vibrator Crank Link
200919C	11338	" " " " Hinge Screw
201522E	11334	" " " " " Nut
210723	11338	" " " " Oil Tube
200917C	11338	" " " Position Screw
200378C	10760	" " " Set Screw
210711	13174	" " " Shaft
235216	11335	" " " Gear (spiral) with 200382C and 201472C
235217	-----	Needle Vibrator Gear 235216 with 200031F and 235214
200382C	11334	Needle Vibrator Gear Set Screw
201472C	15297	" " " " " "
203172	10761	" " " Thrust Washer
235218	11342	" " " Pinion (spiral) with two 200382C
200382C	11334	Needle Vibrator Pinion Set Screw
210770	11342	" " " Regulating Lever with 200378C and 200917C
242052	11342	Needle Vibrator Regulating Lever Position Bracket (indexed) with 200378C, 200917C, two each 200326C and 201531E

No.	Plate	Name
200917C	11338	Needle Vibrator Regulating Lever Position Bracket Position Screw
200378C	10760	Needle Vibrator Regulating Lever Position Bracket Set Screw
200326C	11338	Needle Vibrator Regulating Lever Position Bracket Stop Screw
201531E	10760	Needle Vibrator Regulating Lever Position Bracket Stop Screw Nut
200917C	11338	Needle Vibrator Regulating Lever Position Screw
200378C	10760	Needle Vibrator Regulating Lever Set Screw
210772	11338	Needle Vibrator Regulating Lever Slide
201556D	11338	" " " " " "
244033	-----	Thumb Nut
202335	11342	Presser Bar (hollow)
207072	11338	" " 244033 with 200074F
200352C	11338	" " Bushing
202554	11338	" " Set Screw
200653C	11338	" " Lifter
210789	11339	" " Hinge Screw
200260D	11338	" " Lifting Releasing Lever Bracket
206608	11339	Presser Bar Lifting Releasing Lever Bracket Guide Screw
202337	11339	Presser Bar Lifting Releasing Lever Bracket Spring
202338	11338	Presser Bar Position Guide Lever with 200086F
200086F	11339	Presser Bar Position Guide Lever Pinch Screw
200352C	11338	Presser Bar Position Guide Set Screw
202378	13174	" " Spring (heavy)
202346	11339	" " Stop Rod
200492B	11339	" " Thumb Screw (pressure regulating)
200475B	11339	Presser Bar Thumb Screw Thumb Set Screw
202355	11336	" " " " " "
210680	11345	Packing (brass)
200074F	11340	Presser Foot
244059	11340	" " Screw
202399	10761	Take-up Lever
202277	-----	" " Driving Stud with 202277 (wick)
202400	10761	Take-up Lever Hinge Stud with 202423
202423	-----	" " " " " " O11 Packing (wick)
200383C	10755	Take-up Lever Hinge Stud Set Screw with 200074F

No.	Plate	Name
202401	10761	Take-up Lever Oiling Felt
200132E	10761	" " " " " Screw
244048	11341	Tension Disc (back)
207967	11341	" " (front)
202404	11341	" Release Plunger
235221	11341	" Washer
202407	10881	" Spring
263106	11341	" Washer
200625F	11341	" Stud with 204925
200061C	10736	" Set Screw
204925	11341	" Washer
201572B	10881	" Thumb Nut
235222	-----	Tension complete, Nos. 200625F, 201572B, 202407, 202682, 207967, 235221, 244048 and 263106
202682	14161	Thread Controller Spring
202411	11341	" " " Stop
200132E	10761	" " " Screw
210954	14161	" Guide (lower)
210595	14161	" (on side of Arm)
202412	11341	" (on top of Arm)
210955	14161	" (upper)
200382H	14161	" Screw (3)
210683	10736	" Retainer Bracket with 200397H
200137H	10736	" " Screw
210684	-----	Thread Retainer Bracket complete, Nos. 210683, 210957, 210958, 210992 and 210993
210960	14161	Thread Retainer Disc
210961	14161	" Plunger
210962	14161	" Spring
210993	10736	" Sleeve
210963	14161	" Socket
200399C	11341	" Set Screw
210992	10736	" Spring
210957	10736	" Stud
210958	10736	" Collar
200397H	10736	" Set Screw
210604	14166	Throat Plate, 53 needle hole, for needle sizes 12 and 13
200577H	10755	Throat Plate Screw (?)

LIST OF PARTS COMPLETE
FOR

MACHINE No. 107 w10

HIGH SPEED ZIGZAG

FOR COAT COLLAR WORK

No.	Plate	Name	No.	Plate	Name
*235201	-----	Arm with 202135	210844	11335	Bed Hinge Connection (2)
203087	11337	" Cap	"	11334	" " Screw (4)
200278H	10755	" " Screw	"	11335	" Plate (back)
202248	10755	" " Washer	200577H	10755	" " Screw (2)
203089	11337	" " Spool Holder Base	210616	11335	" Slide (front)
203090	11337	" " " 203089 with 200079H and 204296	210530	13174	Bobbin
200685H	11334	Arm Cap Spool Holder Base Screw	210946	10736	" Case Base
204296	11337	" " " Wire	"	10736	" Cap with 200692C, 201016F and 210845
200079H	11334	" " " Hinge Screw	210915	10736	Bobbin Case Cap complete, Nos. 200964C, 210729, 210736 and 210914
203088	-----	Arm Cap and Spool Holder complete, Nos. 203087, 203090 and two 200685H	210913	10736	Bobbin Case Latch
204235	10755	Arm Position Pin (2)	210914	14163	" " " 210913 with 210734 and 210735
200010E	10755	" Screw (2)	210735	11334	Bobbin Case Latch Fulcrum Pin
200004E	11334	" " Washer (3)	210734	11334	" " " Lever
202005	10755	" Shaft with 200357E and 224392	210736	11334	" " " Spring
202249	15293	" Bushing (back) with 202244	200964C	11334	" " " Stop Screw
240802	15293	" " " Oil Packing (wick)	210764	11334	" " Stop
202244	-----	" " " Set Screw	200076D	11334	" " " Screw
200339C	10755	" " (front) with 202244	210845	11334	" " Tension Spring
207080	15293	" " " Oil Packing (wick)	201016F	10736	" " " Regulating Screw
202244	-----	" " " " Thumb Screw	200592C	11334	Bobbin Case Tension Spring Screw
200502B	10755	" " " Set Screw	210847	10736	Bobbin Case complete, Nos. 210846 and 210915
200341C	10755	" " Connection Belt	210681	11337	Face Plate
210503	15293	" " " "	202135	10755	" " Position Pin
202635	11335	" " " "	200462B	10755	" " Thumb Screw
200602E	10755	Arm Shaft Connection Belt Pulley Position Screw	210682	-----	Face Plate complete, Nos. 210681, 210684 and two 200137H
200327C	10755	Arm Shaft Connection Belt Pulley Set Screw	210512	15293	Feed Bar
202253	11334	Arm Shaft Connection Belt Pulley Spring Flange	210513	-----	" " 210512 with 200641C, 201522E and 202623
224392	-----	Arm Shaft Oil Packing (wick)	200641C	10755	Feed Bar Hinge Screw (driving)
200357E	10755	" " " Stop Screw	201522E	11334	" " " Nut
244063	11337	Balance Wheel (disc) (belt groove 2-1/8 in. diam.) with 200328C and 200335C	202276	10760	" " Slide Block
200328C	10755	Balance Wheel Position Screw	210514	10760	" " " Crank with 200035E
200335C	10755	" " " Set Screw	210515	10760	" " " " 210514 with 20053D, 201531E and 202276
*210504	-----	Bed	200035E	10760	Feed Bar Slide Block Crank Pinch Screw
			200253D	10736	" " " Hinge Screw
			201531E	10760	" " " " Nut
			210517	11343	" Dog
			200106E	10755	" " Screw (2)
			202297	11335	" Driving Connection with 200054E and 202277
			202624	10760	Feed Driving Connection Crank with 200038C

No.	Plate	Name
200038C	10760	Feed Driving Connection Crank Pinch Screw
200545C	10760	Feed Driving Connection Hinge Screw
201518E	10755	" " " " Nut
202277	-----	" " " Oil Packing (wick)
200054E	10755	" " " Pinch Screw
210559	13174	" " " Stop Collar with two 200378C
200378C	10760	Feed Driving Connection Stop Collar Set Screw
202300	15293	Feed Driving Eccentric Regulating Bracket
203098	-----	Feed Driving Eccentric Regulating Bracket with 202300 with 202635, two each 201014C and 201525E
201014C	11334	Feed Driving Eccentric Regulating Bracket with Hinge Screw
201525E	10755	Feed Driving Eccentric Regulating Bracket with Hinge Screw Nut
202301	10755	Feed Driving Eccentric Regulating Bracket with Plunger
202595	10755	Feed Driving Eccentric Regulating Bracket with Plunger Spring
200607C	10755	Feed Driving Eccentric Regulating Bracket with Plunger Spring Stop Screw
201014C	11334	Feed Driving Eccentric Regulating Bracket with Stop Screw
201525E	10755	Feed Driving Eccentric Regulating Bracket with Stop Screw Nut
200429C	10755	Feed Driving Eccentric Regulating Screw
200383C	10755	" " " " Check Screw
202623	11337	Feed Driving Rock Shaft
202625	10760	" " " " Stop Collar with two 200363C (?)
200383C	10755	Feed Driving Rock Shaft Stop Collar Set Screw
235202	15293	Feed Lifting Cam with 200327C and 201470C
200327C	10755	Feed Lifting Cam Set Screw
201470C	15297	" " " " "
235203	15293	" " " " Connection
*210645	-----	" " " " Crank
210589	10760	" " " " 210645 with 200050C and 200378C
200050C	10760	Feed Lifting Connection Crank Pinch Screw
200378C	10760	Feed Lifting Connection Crank Set Screw
200545C	10760	" " " " Hinge Screw (Lower)

No.	Plate	Name
201518E	10755	Feed Lifting Connection Hinge Screw (lower) Nut
200545C	10760	Feed Lifting Connection Hinge Screw (upper)
200386C	15297	Feed Lifting Connection Hinge Screw (upper) Set Screw
204479	15297	Feed Lifting Connection Hinge Screw (upper) Set Screw Packing (brass)
235204	15293	Feed Lifting Connection Lever with 200386C and 235205
201822	15297	Feed Lifting Connection Lever Roller
235205	15297	" " " " Stud
235206	15295	" " " " Shaft
235207	-----	" " " " 235206 with 201822, 205508 and 235204
203244	15297	Feed Lifting Connection Lever Shaft Collar with two 200393C
200393C	15297	Feed Lifting Connection Lever Shaft Collar Set Screw
205508	11334	Feed Lifting Connection Lever Shaft Position Pin
210531	11337	Feed Lifting Rock Shaft (hollow) and Hook Driving Shaft Bearing
202625	10760	Feed Lifting Rock Shaft Stop Collar with two 200383C
200383C	10755	Feed Lifting Rock Shaft Stop Collar Set Screw
202310	15295	Feed Regulating Spindle with 202311, 202443 and 202619
*202311	-----	Feed Regulating Spindle Head
202443	11334	" " " " Pin
202619	11338	" " " " Position Pin
210532	-----	Hook (sawing)
210533	11336	" 210532 with 200145C, 203101, 210536, 210541 and three 200596F
210775	-----	Hook and Bobbin Case complete, Nos. 210533 and 210847
210614	11336	Hook Driving Bevel Pinion (steel), 24 teeth, with two 200378C
200378C	10760	Hook Driving Bevel Pinion Set Screw
210535	11335	" " " " Shaft
202661	15295	" " " " Belt
200378C	10760	Hook Driving Bevel Pinion Shaft Belt Pulley with 202324 and two 200378C
202324	11336	Hook Driving Bevel Pinion Shaft Belt Pulley Set Screw
210536	13174	Hook Driving Bevel Pinion Shaft Belt Pulley Spring Flange
200596F	13174	Hook G1b
203101	-----	" " " " Screw
		" " " " Oil Wick

No.	Plate	Name
200915F	11336	Hook Position Screw
210537	11338	" Shaft (hollow)
210615	11336	" Bevel Gear (steel), 24 teeth, with two 200382C
200382C	11334	Hook Shaft Bevel Gear Set Screw
210539	11335	" Bushing
210621	-----	" " 210539 with 210537 and 350314F
200335C	10755	Hook Shaft Bushing Set Screw
200363C	10736	" " " "
202355	11336	" " " " Packing (brass)
350314F	11338	Hook Shaft Position Screw
210541	13174	" Washer Needle Guard
200145C	13174	" " " Screw
237837	15295	Knee Lifter Connection Lever
210876	-----	" " " 237837 with 202447, 210875 and two 200262H
200262H	11336	Knee Lifter Connection Lever Hinge Screw
202447	15295	" " " Lifting Rod with 202302
202302	11338	Knee Lifter Connection Lever Lifting Rod Cotter Pin
210875	15295	Knee Lifter Lifting Lever
200262H	11336	" " " Hinge Screw
202976	10761	Needle Bar with 200141F
210543	10761	" " Connecting Link
202333	10761	" " " Stud with 202254
202254	-----	Needle Bar Connecting Link Stud Oil Packing (wick)
200385C	10755	Needle Bar Connecting Link Stud Set Screw
200374C	10761	Needle Bar Connecting Link Stud Set Screw
210544	10761	Needle Bar Connecting Stud with 202277
210585	-----	" " " 210544 with 210882
202277	-----	Needle Bar Connecting Stud Oil Packing (wick)
210882	10761	Needle Bar Connecting Stud Swivel with 200387C
210725	15295	Needle Bar Crank with 200335C, 200374C, 200383C, 200428C and 202333
203172	10761	Needle Bar Crank Friction Washer
200428C	10761	" " " Position Screw
200335C	10755	" " " Set Screw
210883	-----	Needle Bar Crank complete, Nos. 202302, 202400, 210543, 210585, 210725 and 244059

No.	Plate	Name
210546	15295	Needle Bar Frame with 200070C
210542	-----	" " 210546 with 202976
210547	11336	" Guide Stud
200334C	11336	" " " Set Screw
210548	13174	" Hinge Stud
200334C	11336	" " " Set Screw
235208	15295	" Pitman
235209	15295	" " Fork
200066D	15297	" " " Screw
207125	15297	" " " Washer
202277	-----	" " " Oil Packing (wick)
205875	15297	" " " Spring
235210	15297	" " " Bracket
200247F	15297	" " " Hinge Screw
201528E	15297	Needle Bar Frame Pitman Spring Bracket
235211	15297	Hinge Screw Nut
201471B	15297	Needle Bar Frame Pitman Spring Collar
201673D	15297	" " " " Regulating Thumb Screw
235224	15297	Needle Bar Frame Pitman Spring Regulating Thumb Screw Check Nut
200070C	11339	Needle Bar Frame Pitman Stud (eccentric)
235213	-----	" " " " Set Screw
200387C	11339	Needle Bar Set Screw
200141F	10761	" Set Screw
235214	15297	" Vibrator Cam
200031F	15297	" " Screw
235215	11342	" " Shaft
210551	11342	" " " Bearing and Cover
200566D	11339	Needle Vibrator Cam Shaft Bearing and Cover Screw (4)
210559	13174	Needle Vibrator Cam Shaft Collar with two 200378C
200378C	10760	Needle Vibrator Cam Shaft Collar Set Screw
210712	13174	Needle Vibrator Crank with 200378C and 200917C
224353	13174	Needle Vibrator Crank Link
200919C	11338	" " " Hinge Screw
201522E	11334	" " " " Nut
210723	11338	Needle Vibrator Crank Link Oil Tube
200917C	11338	" " " Position Screw
200378C	10760	" " " Set Screw

No.	Plate	Name
210711	13174	Needle Vibrator Crank Shaft
235216	11335	" " Gear (spiral) with 200382C and 201472C
235217	-----	Needle Vibrator Gear 235216 with 200031F and 235214
200382C	11334	Needle Vibrator Gear Set Screw
201472C	15297	" " " Thrust Washer
203172	10761	" " " Pinion (spiral) with two 200382C
235216	11342	Needle Vibrator Pinion Set Screw
200382C	11334	" " " Regulating Lever with 200917C
210770	11342	200378C and 200917C
242052	11342	Needle Vibrator Regulating Lever Position Bracket (Indexed) with 200378C, 200917C, two each 200326C and 201531E
200917C	11338	Needle Vibrator Regulating Lever Position Bracket Position Screw
200378C	10760	Needle Vibrator Regulating Lever Position Bracket Set Screw
200326C	11338	Needle Vibrator Regulating Lever Position Bracket Stop Screw
201531E	10760	Needle Vibrator Regulating Lever Position Bracket Stop Screw Nut
200917C	11338	Needle Vibrator Regulating Lever Position Screw
200378C	10760	Needle Vibrator Regulating Lever Set Screw
210772	11338	Needle Vibrator Regulating Lever Slide
201556D	11338	" " " "
244033	-----	Thumb Nut
202335	11342	Presser Bar (hollow)
207072	11338	" " 244033 with 200074F
200352C	11338	" " Bushing
202554	11338	" " " Set Screw
200653C	11338	" " Lifter
210789	11339	" " Hinge Screw
200260D	11338	" " Lifting Releasing Lever Bracket
206608	11339	Presser Bar Lifting Releasing Lever Bracket Guide Screw
202337	11339	Presser Bar Lifting Releasing Lever Bracket Spring
202338	11338	Presser Bar Position Guide
200086F	11339	" " " " Lever with 200086F
200352C	11338	Presser Bar Position Guide Lever Pinch Screw
202378	13174	Presser Bar Position Guide Set Screw
		" " Spring (heavy)

No.	Plate	Name
202346	11339	Presser Bar Spring Stop Rod
225832	11339	" " Stop Collar with 200113F
200113F	11339	" " " Set Screw
200492B	11339	" " Thumb Screw (pressure regulating)
200475B	11339	Presser Bar Thumb Screw Thumb Set Screw
202355	11336	" " " " " "
210689	11345	Packing (brass)
210690	11345	Presser Foot (left) with 200172H and 210691
210570	11345	Presser Foot (right)
210571	11345	" " Bracket
200141F	10761	" " Guide with 200141F
210574	11345	" " " Screw
202512	11340	" " Spring
210691	11340	" " Stop Pin
200172H	11340	" " Thread Draw
210692	-----	" " " Screw
200074F	11340	Presser Foot (compensating) complete, Nos. 210570, 210689, 210690, two each 202512, 210571 and 210574
244059	11340	Presser Foot Screw
202399	10761	Take-up Lever
202277	-----	" " " Driving Stud with 202277 (wick)
202400	10761	Take-up Lever Hinge Stud with 202423
202423	-----	" " " " Oil Packing (wick)
200383C	10755	Take-up Lever Hinge Stud Set Screw
202401	10761	" " " Oiling Felt
200132E	10761	" " " " Screw
244048	11341	Tension Disc (back)
207967	11341	" " (front)
202404	11341	" Release Plunger
235221	11341	" Washer
202407	10881	" Spring
263106	11341	" Washer
200625F	11341	" Stud with 204925
200061C	10736	" " Set Screw
204925	11341	" " Washer
201572B	10881	" Thumb Nut
235222	-----	Tension complete, Nos. 200625F, 201572B, 202407, 202682, 207967, 235221, 244048 and 263106
202682	14161	Thread Controller Spring
202411	11341	" " " Stop
200132F	10761	" " " " Screw
210954	14161	" Guide (lower)
210595	14161	" " (on side of Arm)

PARTS FOR MACHINE 107w10

No.	Plate	Name
202412	11341	Thread Guide (on top of Arm)
210955	14161	" " (upper)
200582H	14161	" " Screw (2)
210683	10736	" Retainer Bracket with 200397H Screw
200137H	10736	" " " "
210684	-----	Thread Retainer Bracket complete, Nos. 210683, 210957, 210958, 210992 and 210993
210960	14161	Thread Retainer Disc
210961	14161	" " Plunger
210962	14161	" " Spring
210993	10736	" " Sleeve
210963	14161	" " Socket
200389C	11341	" " Set Screw
210992	10736	" " Spring
210957	10736	" " Stud
210958	10736	" " Collar
200397H	10736	" " Set Screw
210597	11343	Throat Plate, 53 needle hole, for needle sizes 12 and 13
200577H	10755	Throat Plate Screw (2)

Genuine Singer Needles should be used in Singer Machines. These Needles and their Containers are marked with the Company's Trade Mark "SIMANCO."

Needles in Containers marked "For Singer Machines" are not Singer made needles.

LIST OF PARTS COMPLETE FOR

MACHINE No. 107w11

HIGH SPEED ZIGZAG

FOR CLOSING HEEL SEAMS IN SHOES

No.	Plate	Name
*210701	-----	Arm with 20213E
203087	11337	" " Cap
200278H	10755	" " Screw
202248	10755	" " Washer
203089	11337	" " Spool Holder Base
203090	11337	" " " " 203089 with 200079H and 204296
200585H	11334	Arm Cap Spool Holder Base Screw
204296	11337	" " " Wire
200079H	11334	" " " Hinge Screw
203088	-----	Arm Cap and Spool Holder complete, Nos. 203087, 203090 and two 200585H
204235	10755	Arm Position Pin (2)
200010E	10755	" " Screw (2)
200004E	11334	" " " "
202005	10755	" " Washer (3)
202249	15293	" Shaft with 200357E and 224392
240802	15293	" " Bushing (back) with 202244
202244	-----	" " " Oil Packing (wick)
200339C	10755	" " " Set Screw
207090	15293	" " (front) with 202244
202244	-----	" " " Oil Packing (wick)
200302B	10755	" " " " Thumb Screw
200341C	10755	Arm Shaft Bushing (front) Set Screw
210503	15293	" " Connection Belt
202635	11335	" " " Pulley with 200327C, 200602E and two 202253
200602E	10755	Arm Shaft Connection Belt Pulley Position Screw
200327C	10755	Arm Shaft Connection Belt Pulley Set Screw
202253	11334	Arm Shaft Connection Belt Pulley Spring Flange
224392	-----	Arm Shaft Oil Packing (wick)
200357E	10755	" " " Stop Screw
244063	11337	Balance Wheel (disc) (belt groove 2-1/8 in. diam.) with 200328C and 200335C
200328C	10755	Balance Wheel Position Screw
200335C	10755	" " " Set Screw

No.	Plate	Name
*210760	-----	Bed
210844	11335	" Hinge Connection (2)
20060E	11334	" " Screw (4)
210761	11335	" Plate (back)
210762	-----	" " 210761 with 210763 and two 200132D
200577H	10755	Bed Plate (back) Screw (2)
210616	11335	" Slide (front)
210530	13174	Bobbin
210846	10736	" Case Base
210729	10736	" " Cap with 200592C, 201016F and 210845
210915	10736	Bobbin Case Cap complete, Nos. 200964C, 210729, 210736 and 210914
210913	10736	Bobbin Case Latch
210914	14163	" " " 210913 with 210734 and 210735
210735	11334	Bobbin Case Latch Fulcrum Pin
210734	11334	" " Lever
210736	11334	" " Spring
200964C	11334	" " Stop Screw
210764	11334	" " Stop
200076D	11334	" " Screw
210845	11334	" " Tension Spring
201016F	10736	" " " Regulating Screw
200592C	11334	" " " Screw
210847	10736	Bobbin Case complete, Nos. 210846 and 210915
210681	11337	Face Plate
202135	10755	" " Position Pin
200462B	10755	" " Thumb Screw
210512	15293	Feed Bar
210513	-----	" " 210512 with 200641C, 201522E and 202623
200641C	10755	Feed Bar Hinge Screw (driving)
201522E	11334	" " " Nut
202276	10760	" " Slide Block
210514	10760	" " " Crank with 200035F
210515	10760	" " " " 210514 with 200253D, 201531F and 202276
200035E	10760	Feed Bar Slide Block Crank Pinch Screw
200253D	10736	" " " Hinge Screw
201531E	10760	" " " " Nut
210525	11343	" Dog
200106E	10755	" " Screw (2)
202297	11335	" Driving Connection with 200054F and 202277
202624	10760	Feed Driving Connection Crank with 200038C

No.	Plate	Name
200038C	10760	Feed Driving Connection Crank Pinch Screw
200545C	10760	Feed Driving Connection Hinge Screw
201518E	10755	" " " Nut
202277	-----	" " " Oil Packing (wick)
200054E	10755	" " " Pinch Screw
202300	15293	" " Eccentric Regulating Bracket et
203098	-----	Feed Driving Eccentric Regulating Bracket et 202300 with 202635, two each 201014C and 201525E
201014C	11334	Feed Driving Eccentric Regulating Bracket Hinge Screw
201525E	10755	Feed Driving Eccentric Regulating Bracket Hinge Screw Nut
202301	10755	Feed Driving Eccentric Regulating Bracket Plunger
202595	10755	Feed Driving Eccentric Regulating Bracket Plunger Spring
200607C	10755	Feed Driving Eccentric Regulating Bracket Plunger Spring Stop Screw
201014C	11334	Feed Driving Eccentric Regulating Bracket Stop Screw
201525E	10755	Feed Driving Eccentric Regulating Bracket Stop Screw Nut
200429C	10755	Feed Driving Eccentric Regulating Screw
200383C	10755	" " " " Check Screw
202623	11337	Feed Driving Rock Shaft
202625	10760	" " " " Stop Collar with two 200383C (2)
200383C	10755	Feed Driving Rock Shaft Stop Collar Set Screw
202306	11335	Feed Lifting Connection with 200054F and 202277
*210645	-----	Feed Lifting Connection Crank
210389	10760	" " " 210645 with 200050C and 200378C
200050C	10760	Feed Lifting Connection Crank Pinch Screw
200378C	10760	Feed Lifting Connection Crank Set Screw
202307	10760	" " " Eccentric with 200382C and 200437C
200437C	10760	Feed Lifting Connection Eccentric Position Screw
200382C	11334	Feed Lifting Connection Eccentric Set Screw
200545C	10760	Feed Lifting Connection Hinge Screw
201518E	10755	" " " Nut
202277	-----	" " " Oil Packing (wick)

No.	Plate	Name	No.	Plate	Name
200054E	10755	Feed Lifting Connection Pinch Screw	210703	14163	Hook Gib
210531	11337	" " Rock Shaft (hollow) and Hook Driving Shaft Bearing	200596F	13174	" " Screw
202625	10760	Feed Lifting Rock Shaft Stop Collar with two 200388C	203101	-----	" Oil Wick
200363C	10755	Feed Lifting Rock Shaft Stop Collar Set Screw	200915F	11336	" Position Screw
202310	15295	Feed Regulating Spindle with 202311, 202443 and 202619	210537	11338	" Shaft (hollow)
*202311	-----	Feed Regulating Spindle Head	210615	11336	" " Revel gear (steel), 24 teeth, with two 200382C
202443	11334	" " " " Pin	200792C	11334	Hook Shaft Reveal Gear Set Screw
202619	11338	" " " " Position Pin	210539	11335	" " Bushing
210738	14161	Guide	210621	-----	" " 210539 with 210537 and 350314F
210739	11337	" Lever	200335C	10755	Hook Shaft Bushing Set Screw
210740	-----	" " 210739 with 201520H and 210751	200363C	10736	" " " " "
210741	10794	" " Hinge Stud	202365	11336	" " " " Packing (brass)
201516E	14161	" " " Nut	350314F	11338	Hook Shaft Position Screw
210742	14161	" Rest Pin	210541	13174	" Washer Needle Guard
210743	14161	" Spring	200143C	13174	" " " Screw
210744	14161	" " Position Pin	237837	15295	Knee Lifter Connection Lever
210745	11334	" " Switch Connection	210876	-----	" " " 237837 with 202447, 210875 and two 200262H
210746	-----	" " " 210745 with 201520H, 201528H and 210748	200262H	11336	Knee Lifter Connection Lever Hinge Screw
210747	14161	Guide Lever Switch Connection Bushing	202447	15295	" " " " Lifting Rod with 202302
210748	14161	" " " Cam	202302	11338	Knee Lifter Connection Lever Lifting Rod Cotter Pin
201520H	14161	" " " Check Nut	210875	15295	Knee Lifter Lifting Lever
210749	10794	" " " Fork	200262H	11336	" " " Hinge Screw
201528H	15297	" " " Check Nut	202376	10761	Needle Bar with 200141F
210750	10794	" " " Hinge Pin	210543	10761	" " Connecting Link
210751	10794	" " Thrust Stud	202333	10761	" " " Stud with 202254
201520H	14161	" " " Nut	202254	-----	Needle Bar Connecting Link Stud Oil Packing (wick)
200098F	14161	" Screw	200383C	10755	Needle Bar Connecting Link Stud Set Screw
210763	14161	" Stop Block	200374C	10761	Needle Bar Connecting Link Stud Set Screw
200132D	10761	" " Screw	210544	10761	Needle Bar Connecting Stud with 202277
200459D	11334	" Thumb Screw	210585	-----	" " " 210544 with 210882
210532	-----	Hook (sewing)	202277	-----	Needle Bar Connecting Stud Oil Packing (wick)
210716	14163	" 210532 with 200145C, 203101, 210541, 210703 and three 200596F	210882	10761	Needle Bar Connecting Stud Swivel with 200387C
210776	14163	Hook and Bobbin Case complete, Nos. 210715 and 210647	210725	15295	Needle Bar Crank with 200335C, 200374C, 200428C and 202333
210614	11336	Hook Driving Bevel Pinion (steel), 24 teeth, with two 200378C	203172	10761	Needle Bar Crank Friction Washer
200378C	10760	Hook Driving Bevel Pinion Set Screw	200428C	10761	" " " Position Screw
210535	11335	" " " Shaft	200335C	10755	" " " Set Screw
202661	15295	" " " Belt Pulley with 202324 and two 200378C			
200378C	10760	Hook Driving Bevel Pinion Shaft Bolt			
202324	11336	Hook Driving Bevel Pinion Shaft Bolt Pulley Set Screw			
		Hook Driving Bevel Pinion Shaft Bolt Pulley Spring Flange			

PARTS FOR MACHINE 107w11

No.	Plate	Name
210883	-----	Needle Bar Crank complete, Nos. 202399, 202400, 210543, 210585, 210725 and 244059
210546	15295	Needle Bar Frame with 200070C
210542	-----	" " " 210546 with 202376
210547	11336	" " " Guide Stud
200334C	11336	" " " " Set Screw
210548	13174	" " " Hinge Stud
200334C	11336	" " " " Set Screw
210705	11342	" " " Pitman
210706	-----	" " " 210705 with 202277
		210712, 224353, two each 200919C and 201522E
210557	11336	Needle Bar Frame Pitman Stud (eccentric)
200070C	11339	" " " " Set Screw
202277	-----	" " " " Oil Packing (wick)
200387C	11339	" " " Set Screw
200141F	10761	" Set Screw
210779	-----	" Vibrator Cam
210780	14163	" " " 210779 with 200378C and 200383C
200378C	10760	Needle Vibrator Cam Set Screw
200383C	10755	" " " " "
210718	10794	" " " Shaft
210551	11342	" " " " Bearing and Cover
200566D	11339	Needle Vibrator Cam Shaft Bearing and Cover Screw (4)
210559	13174	Needle Vibrator Cam Shaft Collar with two 200378C
200378C	10760	Needle Vibrator Cam Shaft Collar Set Screw
210712	13174	Needle Vibrator Crank with 200378C and 200917C
224353	13174	Needle Vibrator Crank Link
200919C	11338	" " " " Hinge Screw
201522E	11334	" " " " " Nut
210723	11338	" " " " Oil Tube
200917C	11338	" " " Position Screw
200378C	10760	" " " Set Screw
210711	13174	" " " Shaft
210699	11342	" " " Gear (spiral) with two 200382C
200382C	11334	Needle Vibrator Gear Set Screw
203172	10761	" " " Thrust Washer
210700	11342	" " " Pinion (spiral) with two 200382C
200382C	11334	Needle Vibrator Pinion Set Screw
210708	11342	" " " Switch Lever with 200378C and 200917C

PARTS FOR MACHINE 107w11

No.	Plate	Name
210752	-----	Needle Vibrator Switch Lever 210708 with 210749 and 210750
202446	11341	Needle Vibrator Switch Lever Fork Pin
200917C	11338	" " " " Position Screw
200379C	10760	Needle Vibrator Switch Lever Set Screw
210713	11342	" " " Return Lever with 202446
210722	14163	Needle Vibrator Switch Return Lever Ad-Justing Plate
200157B	11339	Needle Vibrator Switch Return Lever Ad-Justing Plate Screw
200224H	11338	Needle Vibrator Switch Return Lever Hinge Screw
210714	10794	Needle Vibrator Switch Return Lever Spring (spiral)
210715	11340	Needle Vibrator Switch Return Lever Spring Rod
201528E	15297	Needle Vibrator Switch Return Lever Spring Rod Nut
228043	14163	Needle Vibrator Switch Return Lever Spring Washer
200329C	14163	Needle Vibrator Switch Return Lever Stop Screw (lower or upper)
201518E	10755	Needle Vibrator Switch Return Lever Stop Screw (lower or upper) Nut
207072	11338	Presser Bar Bushing (short)
200357C	11338	" " " Set Screw
202554	11338	" " " Lifter
200653C	11338	" " " Hinge Screw
210789	11339	" " " Lifting Releasing Lever Bracket
200260D	11338	Presser Bar Lifting Releasing Lever Bracket Guide Screw
206608	11339	Presser Bar Lifting Releasing Lever Bracket Spring
202337	11339	Presser Bar Position Guide
202336	11339	" " " " Lever with 200086F
200086F	11339	Presser Bar Position Guide Lever Pinch Screw
200359C	11338	Presser Bar Position Guide Set Screw
210753	10794	" " " Spring
202346	11339	" " " Stop Rod
200432B	11339	" " " Thumb Screw (pressure regu-lating)
200471B	11339	Presser Bar Thumb Screw Thumb Set Screw
202355	11336	" " " " " " Packing (brass)

No.	Plate	Name
201906	11340	Roller Presser, 1-1/4 in. diam., 3/16 in. face (fine), with 200548C and 201534H
202839	11340	Roller Presser Arm
204567	-----	" " 202839 with 201906
202560	11340	" " " Bracket (swing)
210586	-----	" " " " 202560 with 200077D, 202760, 204567, 229744 and 229745
200675F	11340	Roller Presser Arm Bracket Position Screw Stud
202558	11340	Roller Presser Arm Bracket Spring
229370	14163	" " " " Stop and Back Needle Guard Holder
229371	11340	Roller Presser Arm Bracket Spring Stop and Back Needle Guard Holder 229370 with 200350H, 201317F and 226220
200350H	11340	Roller Presser Arm Bracket Spring Stop and Back Needle Guard Holder Adjusting Screw
200141F	10761	Roller Presser Arm Bracket Spring Stop and Back Needle Guard Holder Set Screw
200077D	11340	Roller Presser Arm Screw
229744	11340	" " " Shim, 1/64 in. thick
229745	11340	" " " " 1/32 in. thick
202760	11340	" " " " 1/16 in. thick
202557	11342	" " Bar (hollow), 8-1/2 in. long
200548C	11340	" " Hinge Screw
201534H	11340	" " " Nut
206510	14163	" " Needle Guard (back)
201317F	11340	" " " " Clamp Screw
226220	11340	Roller Presser Needle Guard (back) Clamp Screw Washer
210688	-----	Roller Presser and Bar complete, Nos. 200675F, 202557, 202558, 206510, 210586, 229371 and two 200141F
210591	10761	Take-up (auxiliary), for Swivel
200132E	10761	" " " Screw
244059	11340	" " Lever
202399	10761	" " Driving Stud with 202277
202277	-----	" " " " Oil Packing (wick)
202400	10761	Take-up Lever Hinge Stud with 202423
202423	-----	" " " " Oil Packing (wick)
200383C	10755	Take-up Lever Hinge Stud Set Screw
202401	10761	" " " Oiling Felt
200132E	10761	" " " " Screw
244048	11341	Tension Disc (back)

No.	Plate	Name
244049	11341	Tension Disc (front)
202404	11341	" " Release Plunger
244061	11341	" " Washer
202407	10681	" " Spring
263106	11341	" " Washer
200625F	11341	" " Stud with 204925
200061C	10736	" " Set Screw
204925	11341	" " Washer
201572B	10681	" " Thumb Nut
244062	-----	Tension complete, Nos. 200625F, 201572B, 202407, 202410, 244048, 244049, 244061 and 263106
202410	11341	Thread Controller Spring
202411	11341	" " " " Stop
200132F	10761	" " " " Screw
224397	11341	" " Guide
210535	14163	" " (lower)
210595	14161	" " (on side of Arm)
202412	11341	" " (on top of Arm)
210592	11341	" " (upper)
200177H	11340	" " Screw
200582H	14161	" " " (?)
202031	11341	" " Retainer Sleeve
202092	11341	" " Spring
204058	11341	" " Stud
200366H	11341	" " " Set Screw
204059	-----	Thread Retainer complete, Nos. 202031, 202092 and 204058
210505	11343	Throat Plate, 13 needle hole, for needle sizes 12 and 13
200577H	10755	Throat Plate Screw (?)

Genuine Singer Needles should be used in Singer Machines. These Needles and their Containers are marked with the Company's Trade Mark "SIMANCO." 1

Needles in Containers marked "For Singer Machines" are not Singer made needles. 2

FOR MACHINE NO. 107W11

Same as for Machine No. 107W9 with the following exceptions:

No.	Plate	Name
200157B	11339	Attachment Screw
231337	10776	Cloth Guide
225487	14163	Roller Presser Hinge Screw Nut Wrench
135 x 8	-----	Needles, six, size 16, in place of 135x9, size 14

FEED DOGS

210524	14166	Feed Dog, for 210604, to be used with 226883
235253	14166	Feed Dog, for 235255 and 235260, to be used with 120009
210517	11343	Feed Dog, for 210597
210525	11343	" " " 210605

PRESSER FEET

210680	11345	Presser Foot, to be used with 226883, for Machine No. 107W9
235254	11345	Presser Foot, to be used with 120009, for Machine No. 107W9
235258	11345	Presser Foot, for Machine No. 107W9
235259	11345	" " " " 107W9
210689	11345	" " (left) with 200172H and 210691
210690	11345	Presser Foot (right)
210570	11345	" " Bracket
210571	11345	" " Guide with 200141F
200141F	10761	" " Screw
210574	11345	" " Spring
202512	11340	" " Stop Pin
210691	11340	" " Thread Draw
200172H	11340	" " " Screw
210692	-----	Presser Foot (compensating) complete, Nos. 210570, 210689, 210690, two each 202512, 210571 and 210574, for Machine No. 107W10

THROAT PLATES

No.	Plate	Name
210604	14166	Throat Plate, 53 needle hole, for needle sizes 12 and 13, for 210524, to be used with 226883, for Machine No. 107W9
235255	14166	Throat Plate, 56 needle hole, for needle sizes 10 and 11, for 235253, to be used with 120009, for Machine No. 107W9
235260	14166	Throat Plate, 56 needle hole, for needle sizes 10 and 11, for 235253, for Machine No. 107W9
210597	11343	Throat Plate, 53 needle hole, for needle sizes 12 and 13, for 210517, for Machine No. 107W10
210605	11343	Throat Plate, 53 needle hole, for needle sizes 12 and 13, for 210525, for Machine No. 107W11

HAT SWEAT ATTACHMENT


FOR MACHINE NO. 107W9

235252	11335	Bed Plate (back)
235253	14166	Feed Dog
36147	11344	Hat Sweat Band Guide
1443B	14161	" " " Screw
658B	14161	" " " Thumb Screw
36148	11344	" " Edge Guide
1423B	14161	" " " Screw
658B	14161	" " " Thumb Screw
120007	11337	" " Frame
36150	14161	" " Guide (wire), for leather sweat facings
36155	14161	" " (tube) for ready folded facings
1423R	14161	Hat Sweat Guide Screw
36151	14161	" " Reed and Wire Guide
120008	11344	" " " " Arm
36006	14161	" " " " Friction Washer
96B	14161	Hat Sweat Reed and Wire Guide Arm Hinge Screw
1443B	14161	Hat Sweat Reed and Wire Guide Screw
36153	14161	" " Strip Folder
1423B	14161	" " " Screw
36154	11344	" " " Guide
1443B	14161	" " " Screw

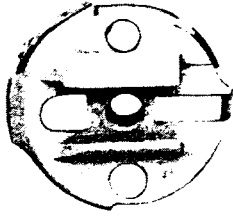
HAT SWEAT ATTACHMENT

No.	Plate	Name
658B	14161	Hat Sweat Strip Guide Thumb Screw
120009	-----	Hat Sweat Attachment complete, Nos. 96B, 36006, 36147, 36148, 36150, 36151, 36153 to 36155, 120007, 120008, three each 658B, 1423B and four 1443B
235254	11345	Presser Foot
235255	14166	Throat Plate, 56 needle hole, for needle sizes 10 and 11

210846



210729

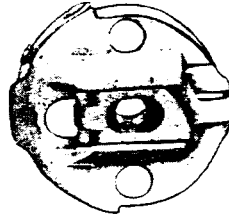


TREADLE

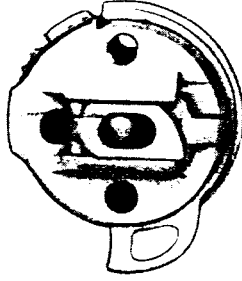
FOR MACHINE NO. 107w11

227610	10797	Treadle with 200526C
227779	10797	" Chain, 48 in. long, with two 202784
227612	10797	" " Eye Pin
202784	14163	" " " Hook
200526C	13174	" " " Set Screw
227613	11344	" Shaft
227614	11344	" Spring
227615	10797	" Stand with four wood screws 7/8 in., No. 12
227616	-----	Treadle, single foot (right) and Stand complete, Nos. 227610, 227612 to 227615 and 227779

210915



210847



200363



210958




210933



210992



210957



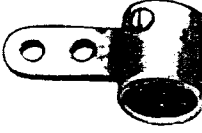
200253



200326



210683



200137



200397



201016



200061



210913



Genuine Singer Needles should be used in Singer Machines. These Needles and their Containers are marked with the Company's Trade Mark "SIMANCO."

Needles in Containers marked "For Singer Machines" are not Singer made needles.

PLATE 10755 - FULL SIZE

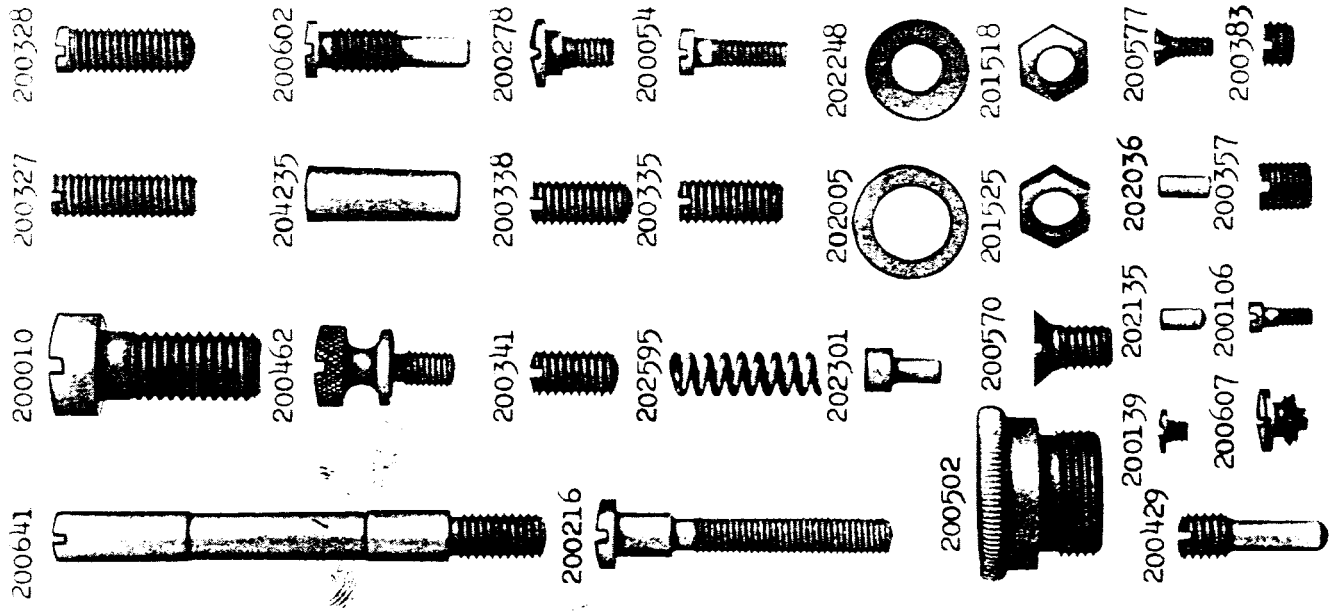


PLATE 10760 - FULL SIZE

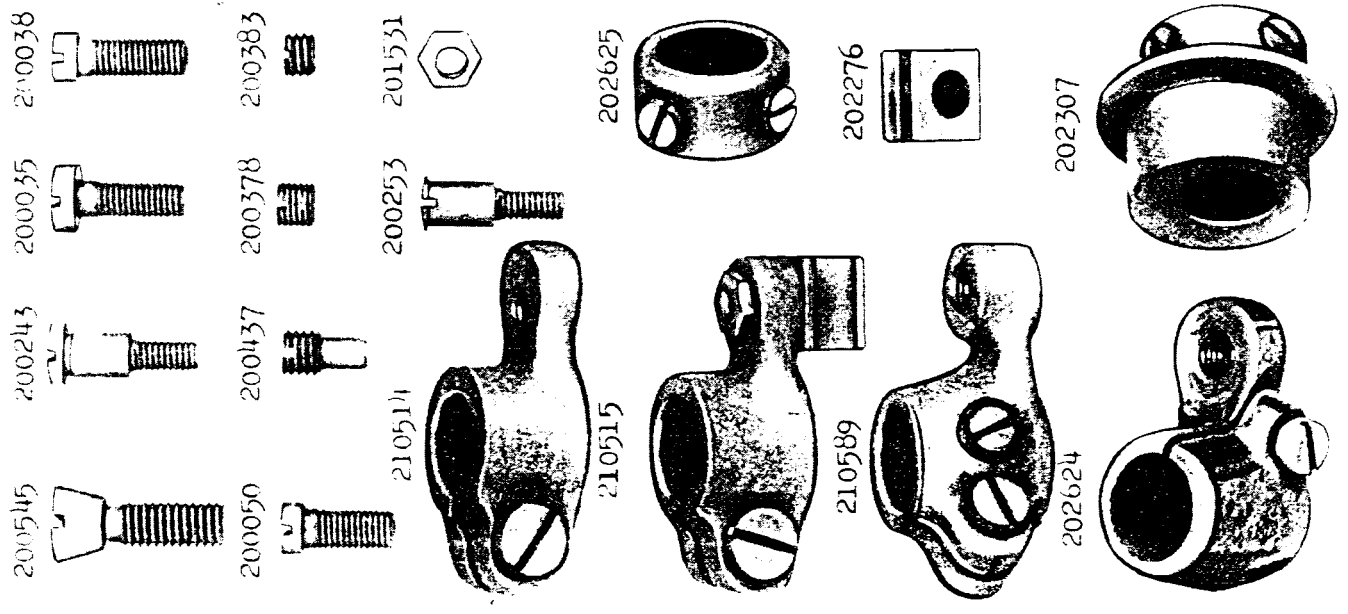


PLATE 10761 - FULL SIZE

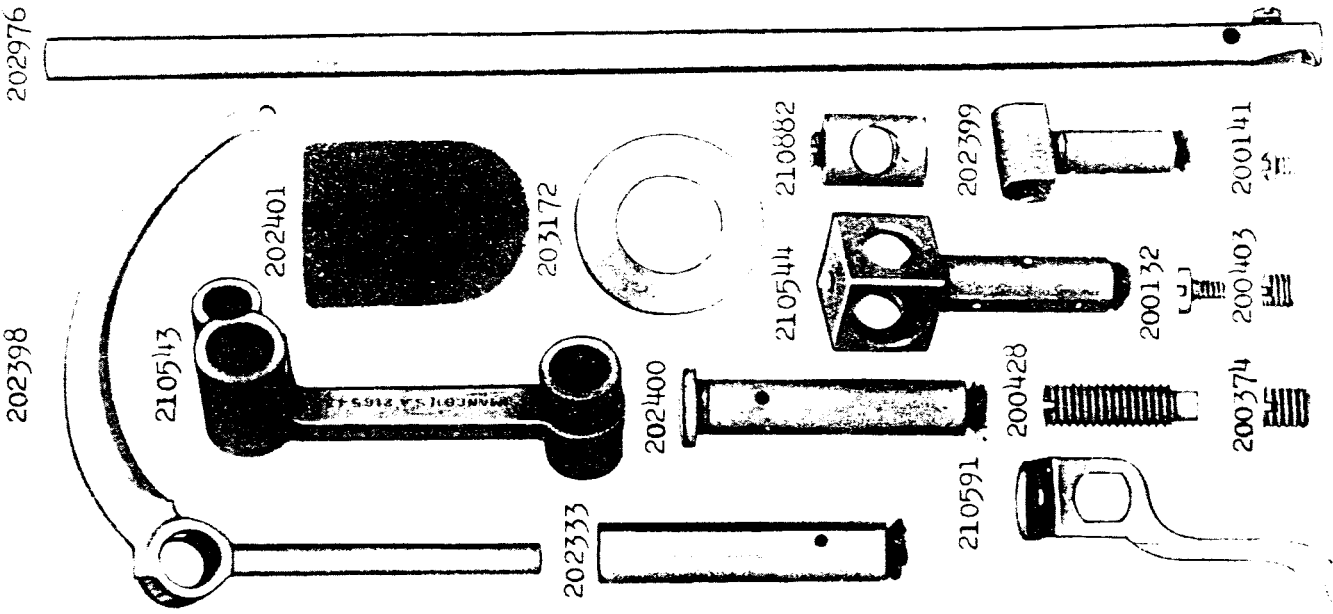


PLATE 10776 - ONE-HALF SIZE

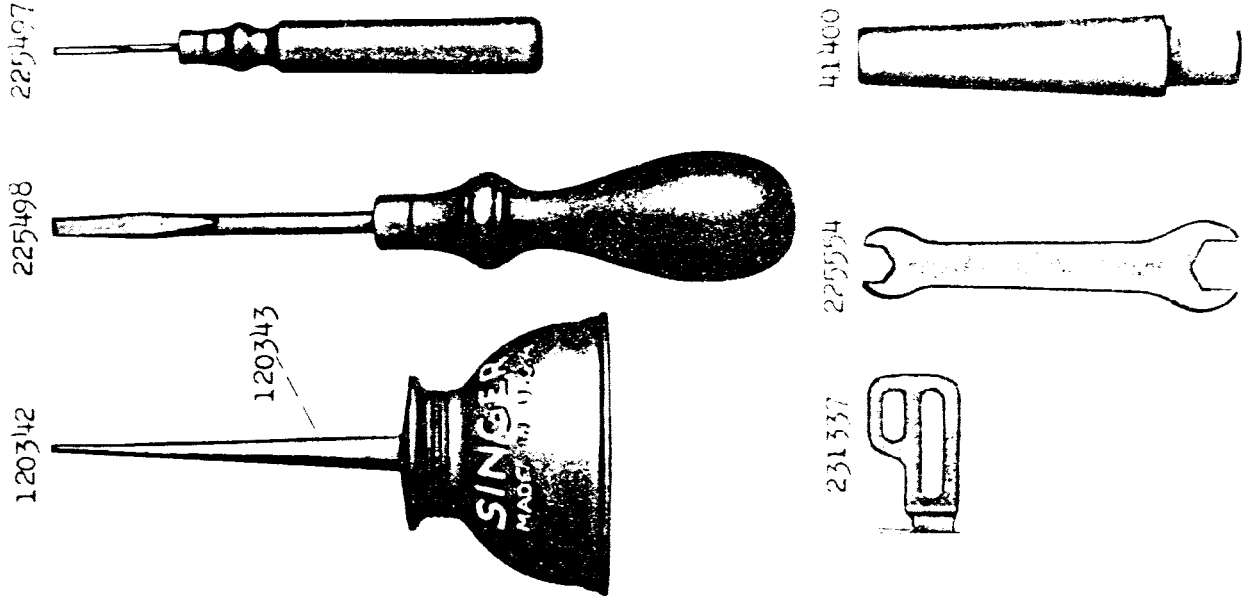
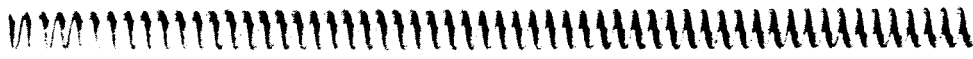


PLATE 10794 - FULL SIZE

210758



210714




210718



210711




210749



210751



210750




210741




PLATE 10797 - ONE-HALF SIZE


227610



227779



227612



227615


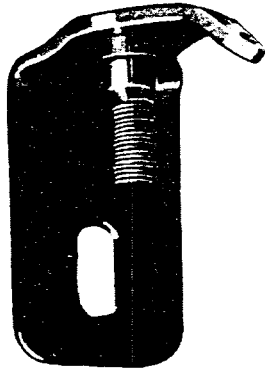


PLATE 10881—FULL SIZE


225461



200082 202104



2102



225462



202407



201499




201572



PLATE 10884—FULL SIZE

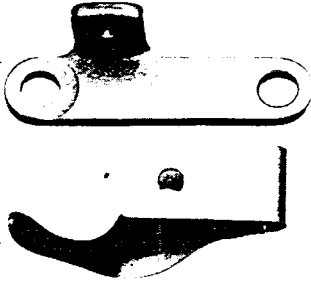
225453




225026



225444 202178



225454 225458



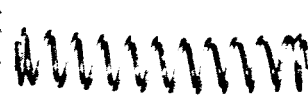
225436




225449



225455



225444



200299



200300



200056



225361



PLATE 10886 ONE-FOURTH SIZE

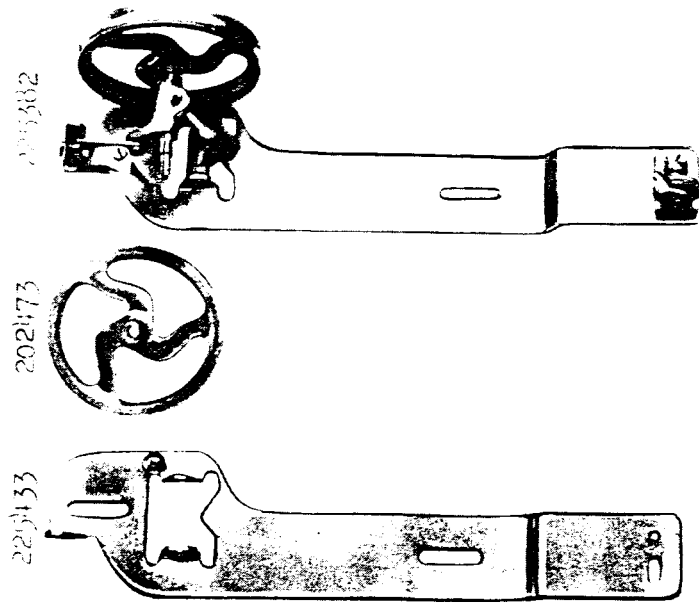


PLATE 11334 - FULL SIZE

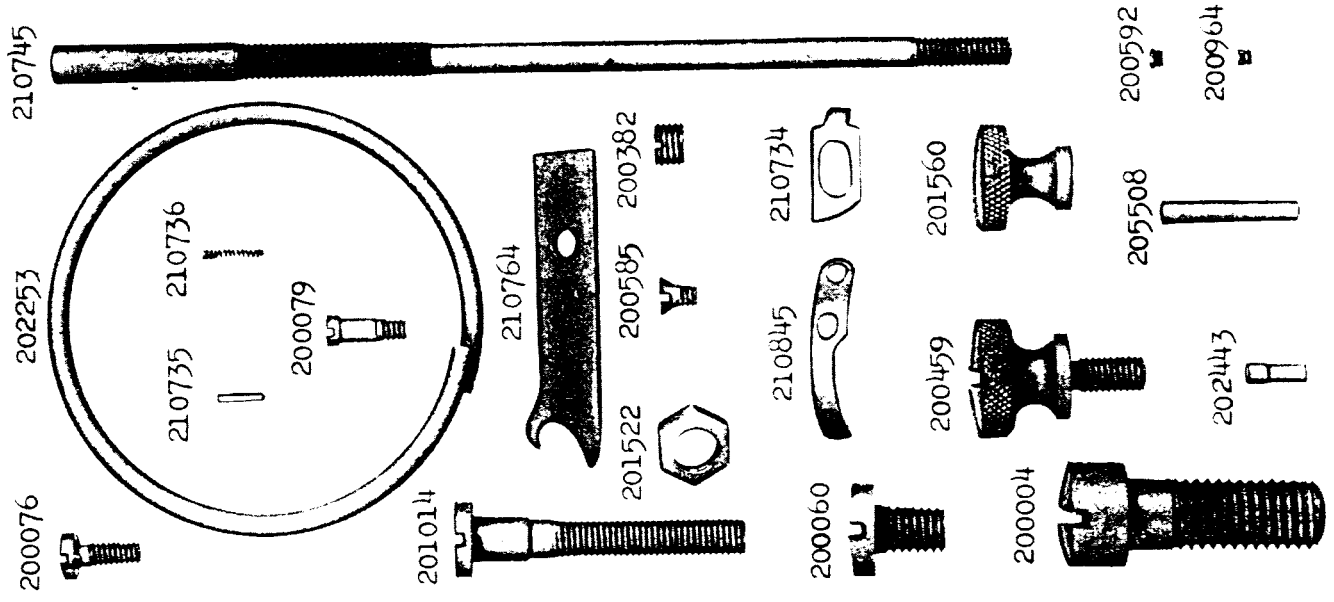


PLATE 11335 - ONE-HALF SIZE

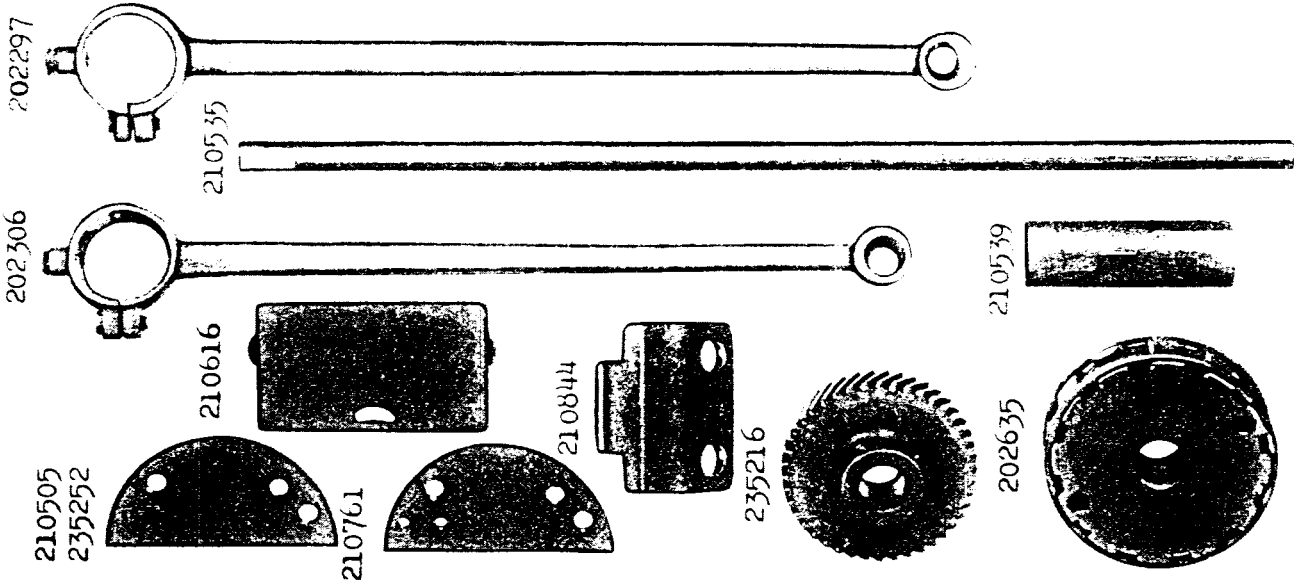


PLATE 11336 - FULL SIZE

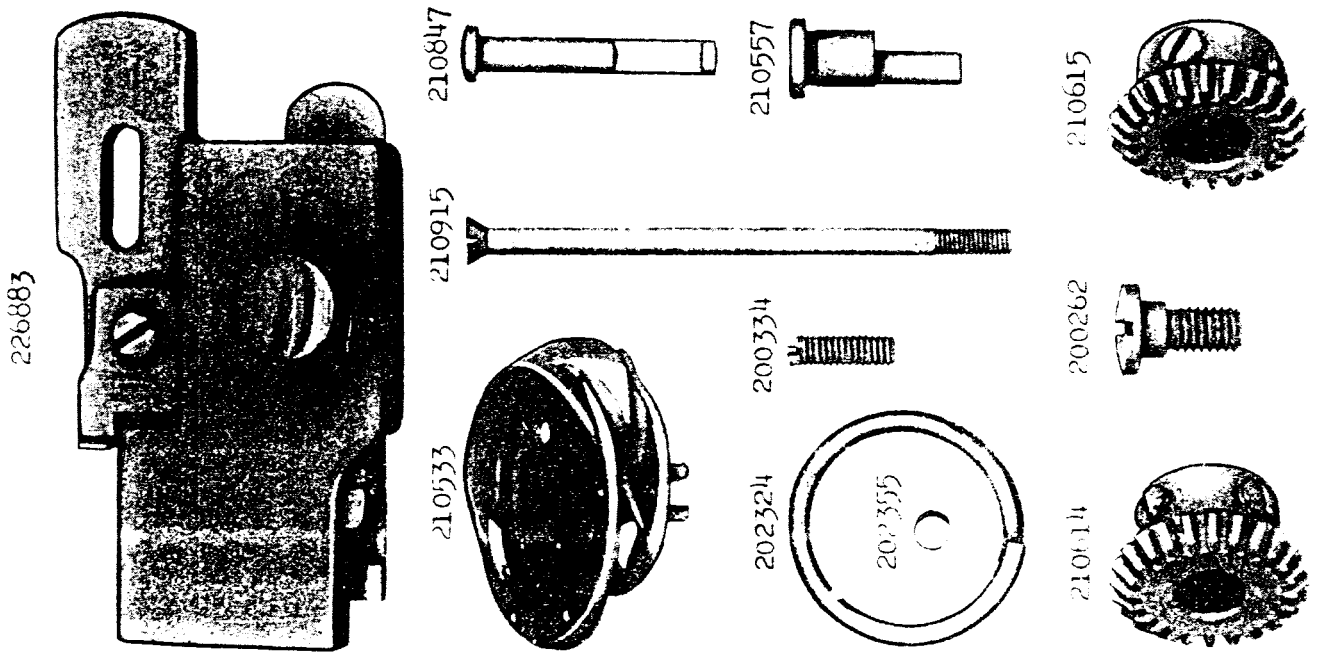



PLATE 11337 - ONE-FOURTH SIZE


210681




2104063



202623



120007



203087



210531



210739



204296

203089

203090





PLATE 11338 - FULL SIZE

210557



210723



202554




202338



200917



200653



210772



200224



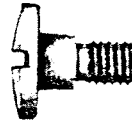
207072



200919



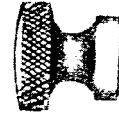
200260



350314




201550



200326



202302



202619



200352



PLATE 11339 - FULL SIZE

PLATE 11340 - FULL SIZE

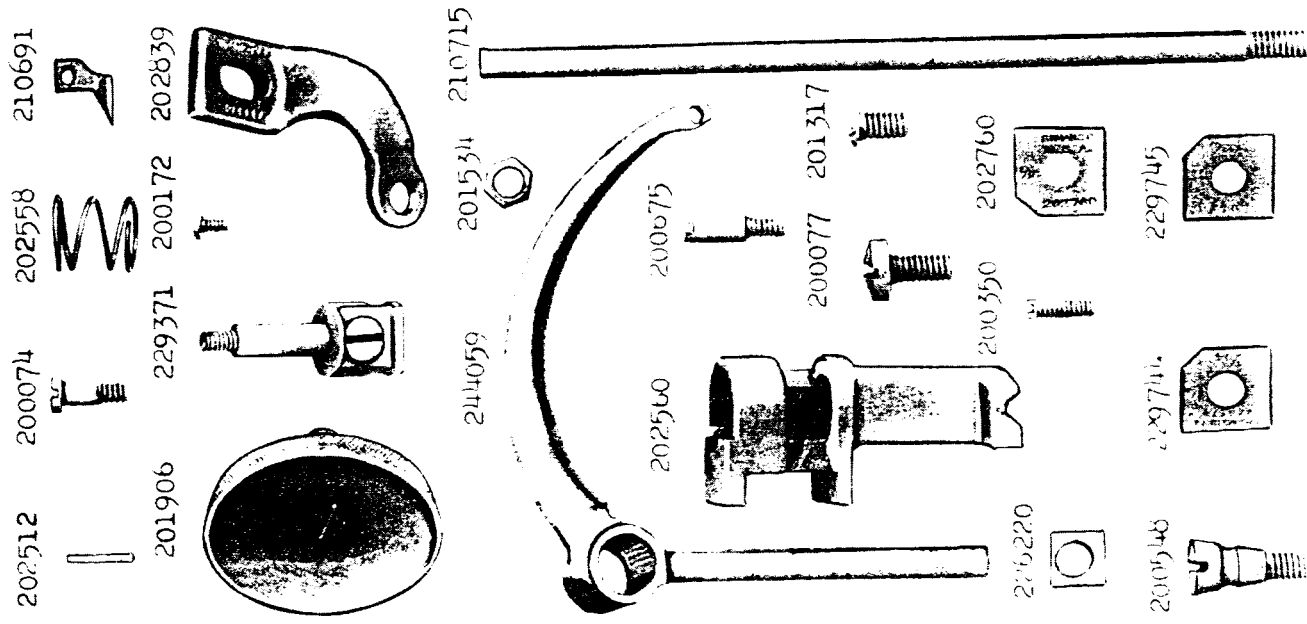
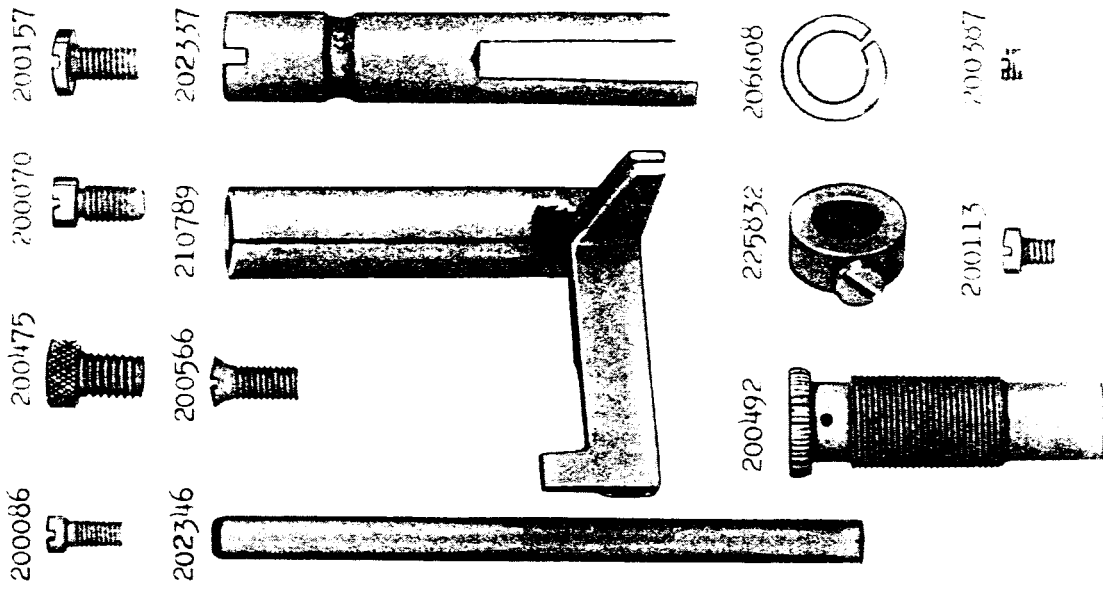


PLATE 11341 - FULL SIZE

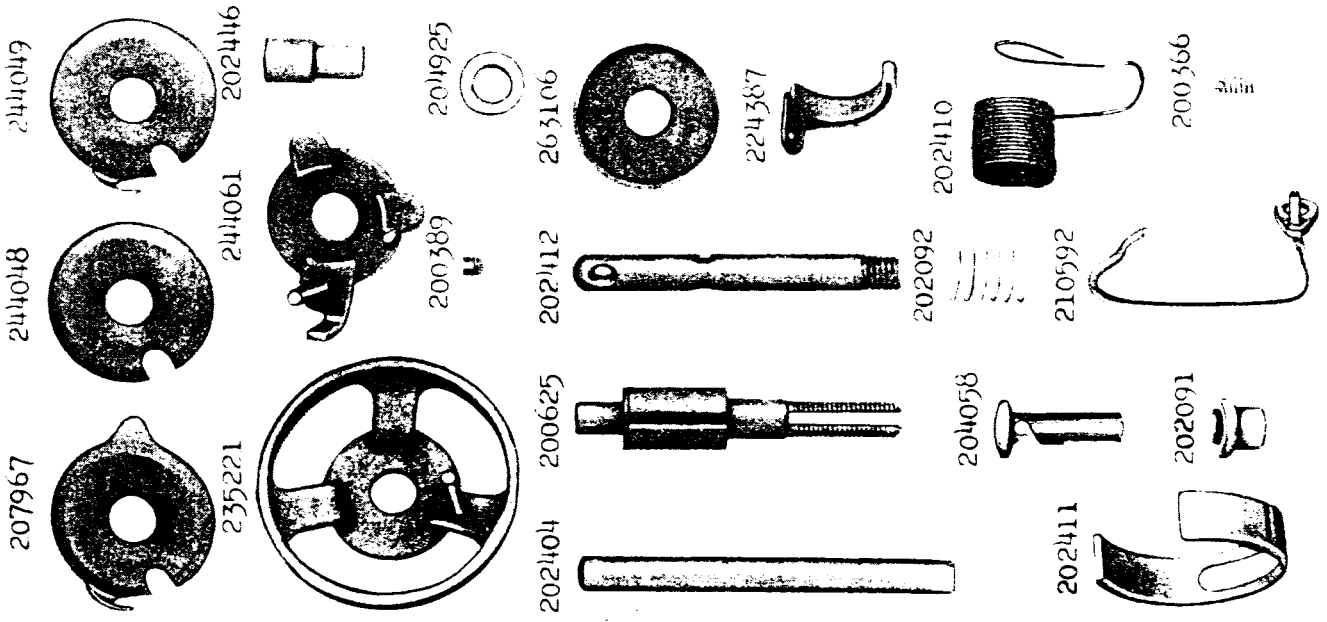


PLATE 11342 - ONE-HALF SIZE

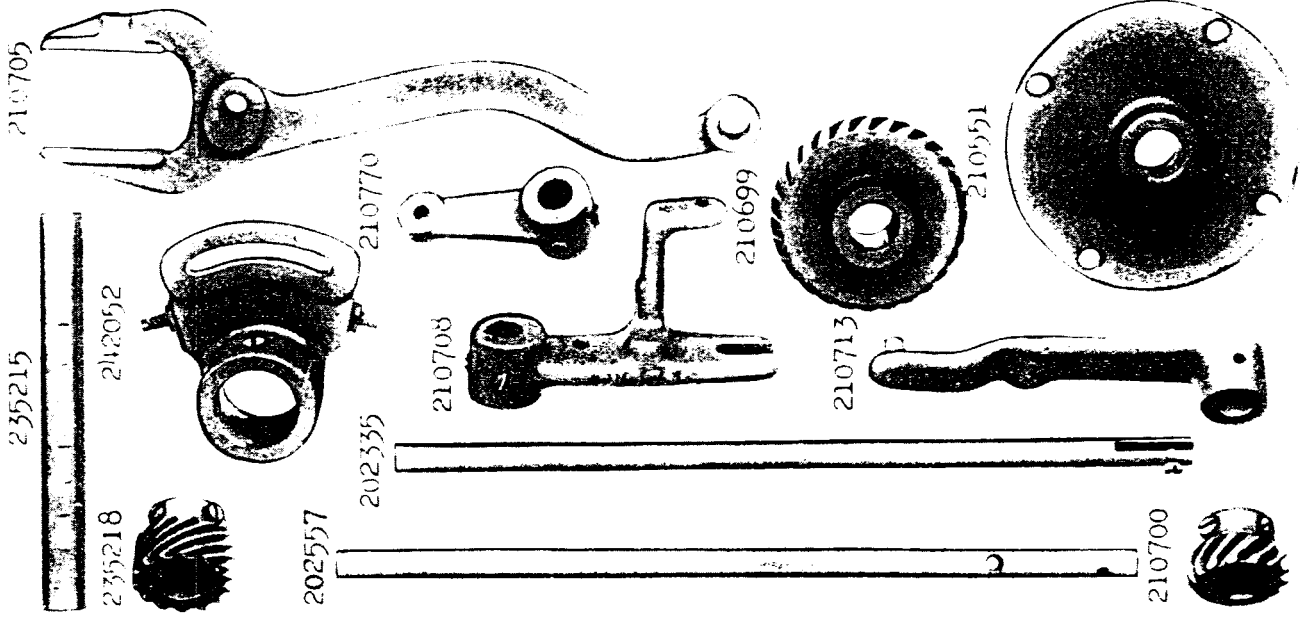



PLATE 11343 - FULL SIZE

210605



210597

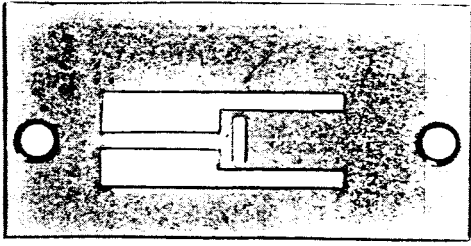
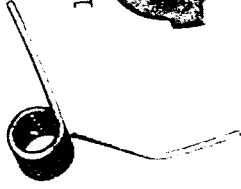


PLATE 11344 - ONE-HALF SIZE


227614



227613




120008



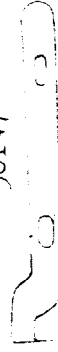
36154



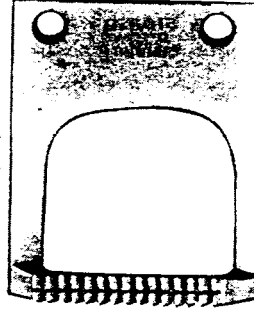
36148



36147



210525



210517

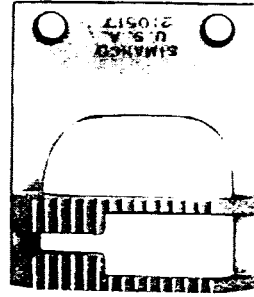



PLATE 11345 - FULL SIZE

210680



235254




210689



210690



235259



235258



210570



210574



210571

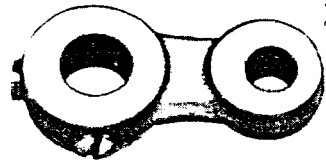


PLATE 13174 - FULL SIZE


202378




210712




224353




210711



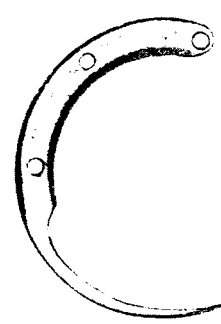
210530



210559



210536

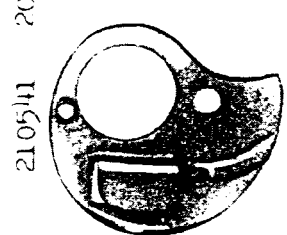


210548



200145

F



210541

200596

F

200526



PLATE 14161 - FULL SIZE

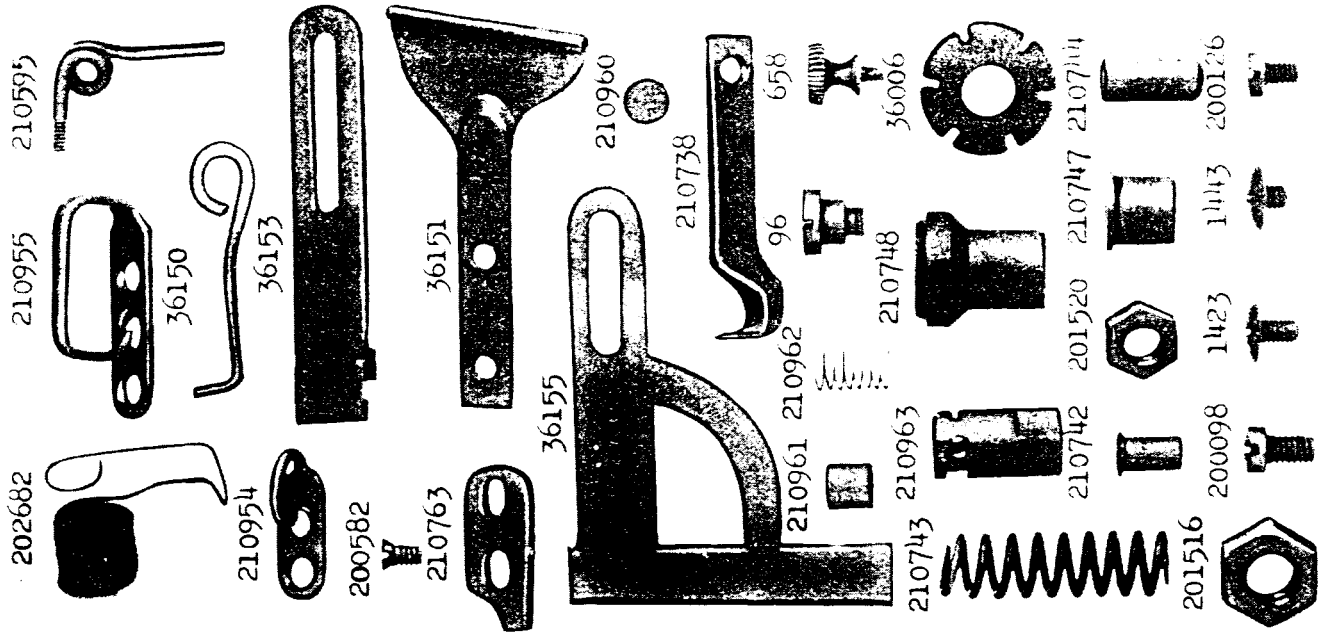


PLATE 14163 - FULL SIZE

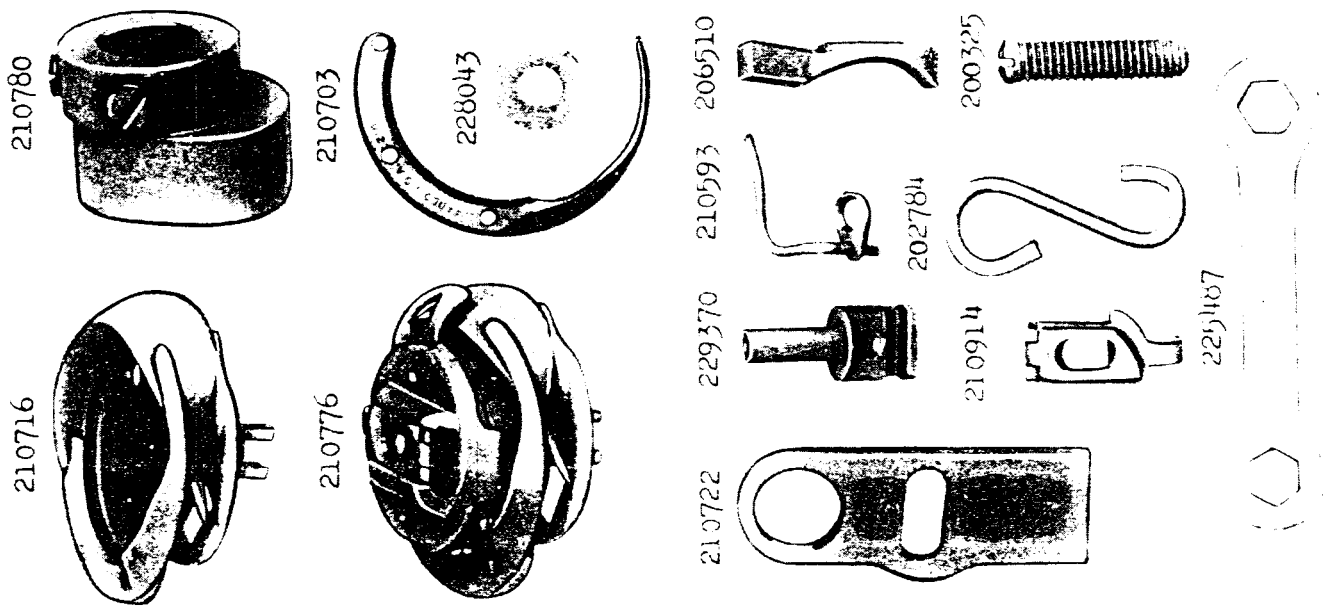




PLATE 14166 - FULL SIZE


235253




210524



235260



210604



235255






PLATE 15293 - ONE-HALF SIZE

202249




207069




240802



202300



235204



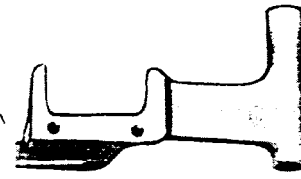
210503



235203



210512



235202

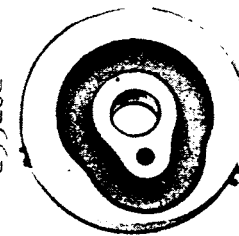


PLATE 15295 - ONE-HALF SIZE

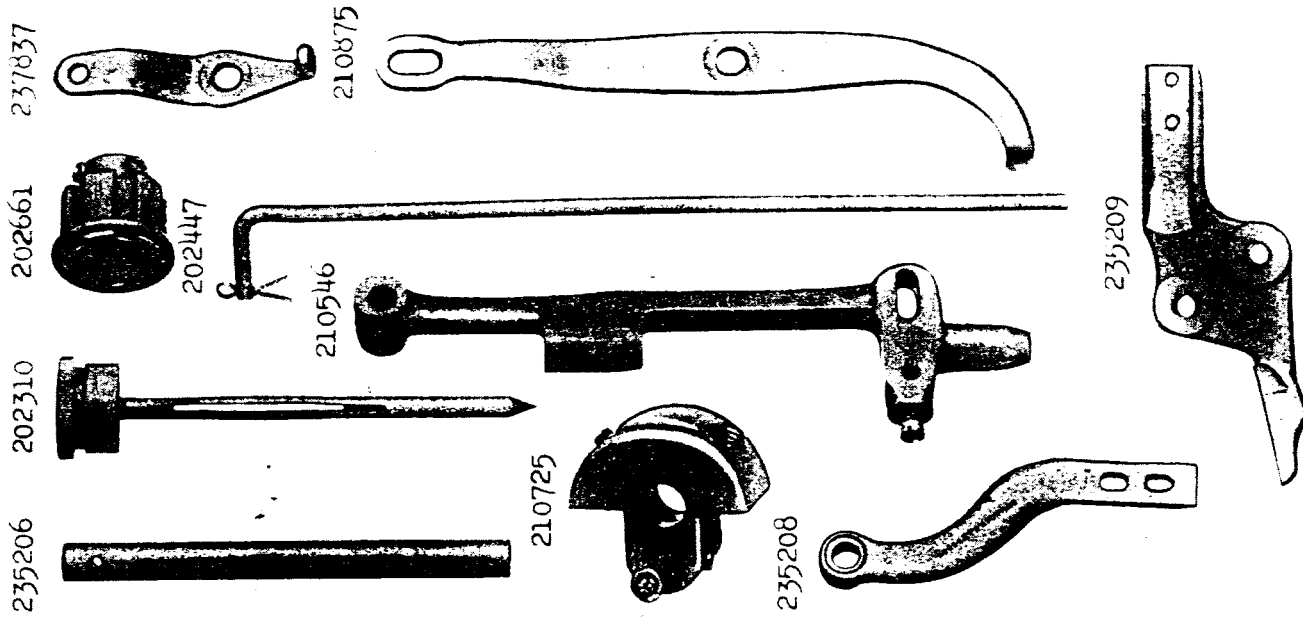


PLATE 15297 - FULL SIZE

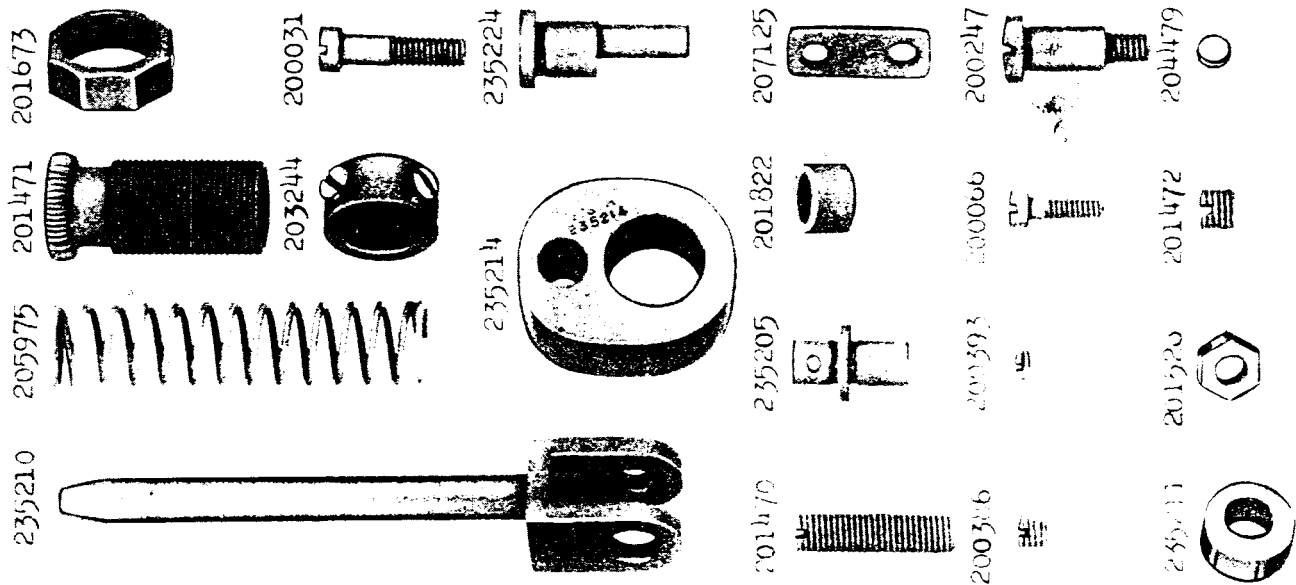


PLATE 15041—ONE FOURTH SIZE

